

Hollywood-Wilshire Health District

HIV & STD Epidemiologic Profile 2022

This epidemiologic profile provides updated information about HIV and STDs in the Hollywood-Wilshire Health District in Los Angeles County (LAC). **All data represent persons aged ≥ 13 years. All rates are per 100,000.** See technical notes for additional details.

Percent of LAC PLWDH* Residing in Hollywood-Wilshire

Hollywood-Wilshire residents make up **5%** of the LAC population



In 2022, Hollywood-Wilshire residents made up **18%** of the total number of PLWDH in LAC

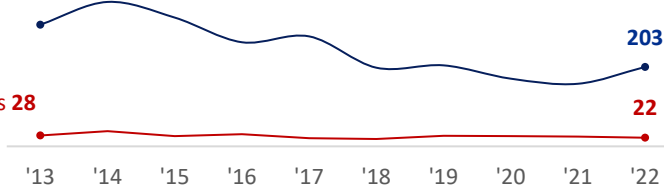


*PLWDH = Persons living with diagnosed HIV

New Reported HIV Diagnoses & HIV-Related Deaths

New HIV diagnoses **311**

HIV-related deaths **28**



New reported HIV diagnoses and HIV-related deaths among PLWDH in Hollywood-Wilshire have been on a declining trend since 2013.

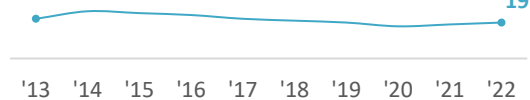
Note: It is recommended that 2014 and 2020 data be interpreted with caution due to situational factors. See technical notes for more information

HIV Diagnosis Rates: Hollywood-Wilshire vs. LAC

Hollywood-Wilshire

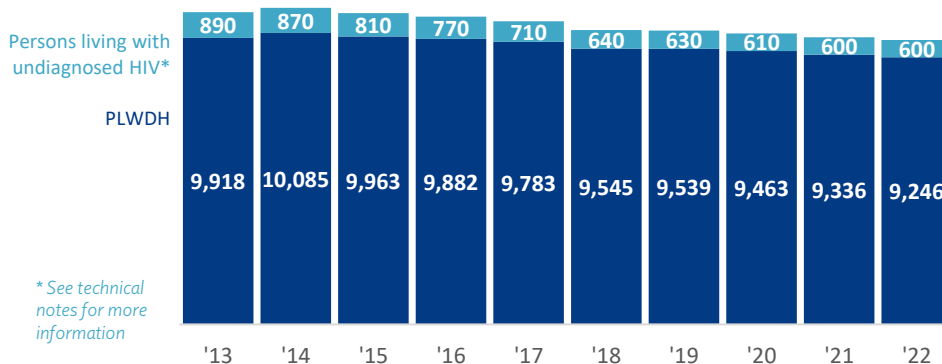
72

LAC **21**

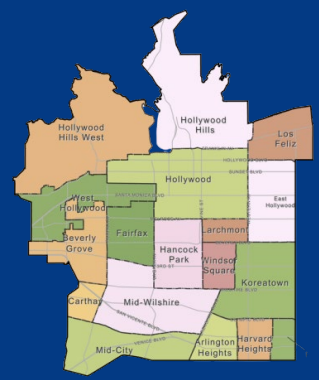


Between 2013 and 2022, HIV diagnosis rates in Hollywood-Wilshire have been consistently higher than in LAC overall. Rates have been decreasing in Hollywood-Wilshire and LAC.

Number of Persons Living with Diagnosed & Undiagnosed HIV



* See technical notes for more information



418,879

Residents of Hollywood-Wilshire Health District in 2022 aged ≥ 13 years

203

New reported HIV diagnoses in 2022

1,410

New reported syphilis diagnoses in 2022

4,961

New reported gonorrhea diagnoses in 2022

5,542

New reported chlamydia diagnoses in 2022

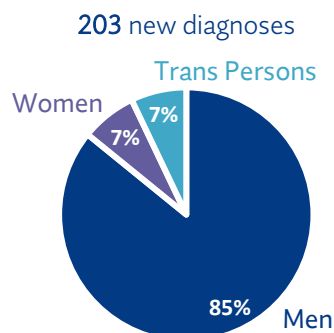
54%

STD coinfection among new reported HIV diagnoses in 2022

Hollywood-Wilshire Health District Epidemiologic Profile - 2022

Characteristics of New HIV Diagnoses – Gender, Race/Ethnicity, Age

2022 new HIV diagnoses by **gender**



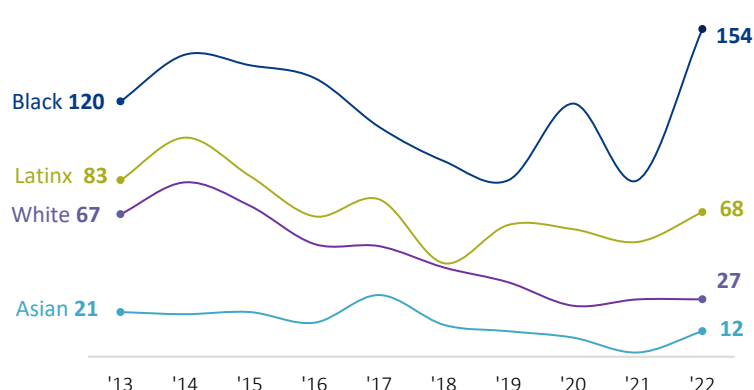
New HIV diagnosis rates¹ by **gender**



New HIV diagnosis rates have remained substantially higher among men than women, but rates among men are on the decline. Rates among women have increased since 2013.

Note: Trans men and trans women are grouped into one category to maintain confidentiality due to small numbers. New HIV diagnosis rates among trans persons are not presented due to the unavailability of reliable population size estimates in LAC.

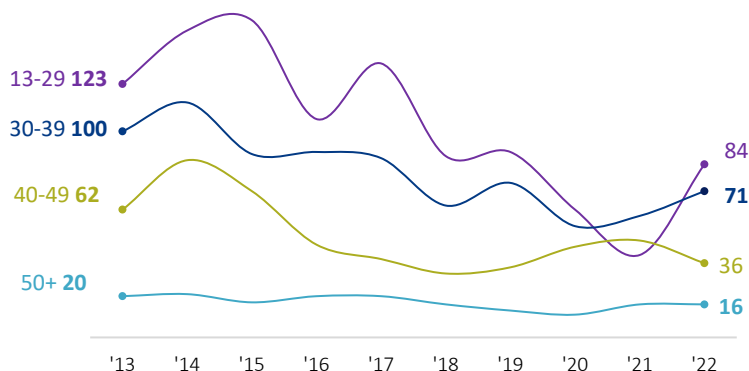
New HIV diagnosis rates¹ by **race/ethnicity**



Between 2013 and 2022, new HIV diagnosis rates among Black persons have been consistently higher than other race/ethnicity groups. New HIV diagnosis rates have declined among White, Latinx, and Asian persons since 2013.

Note: Native Hawaiian and Pacific Islanders, American Indians and Alaska Natives, and persons of multiple race/ethnicities are not included in this profile due to small numbers in Hollywood-Wilshire.

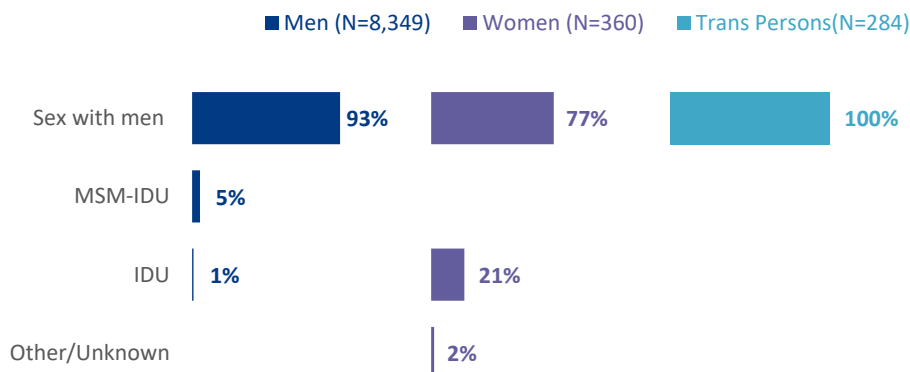
New HIV diagnosis rates¹ by **age group**



Since 2013, new HIV diagnosis rates have declined across all age groups. Rates among persons aged 13-29 have generally remained higher than other age groups.

Hollywood-Wilshire Health District Epidemiologic Profile - 2022

Transmission Category among Persons Living with HIV by Gender

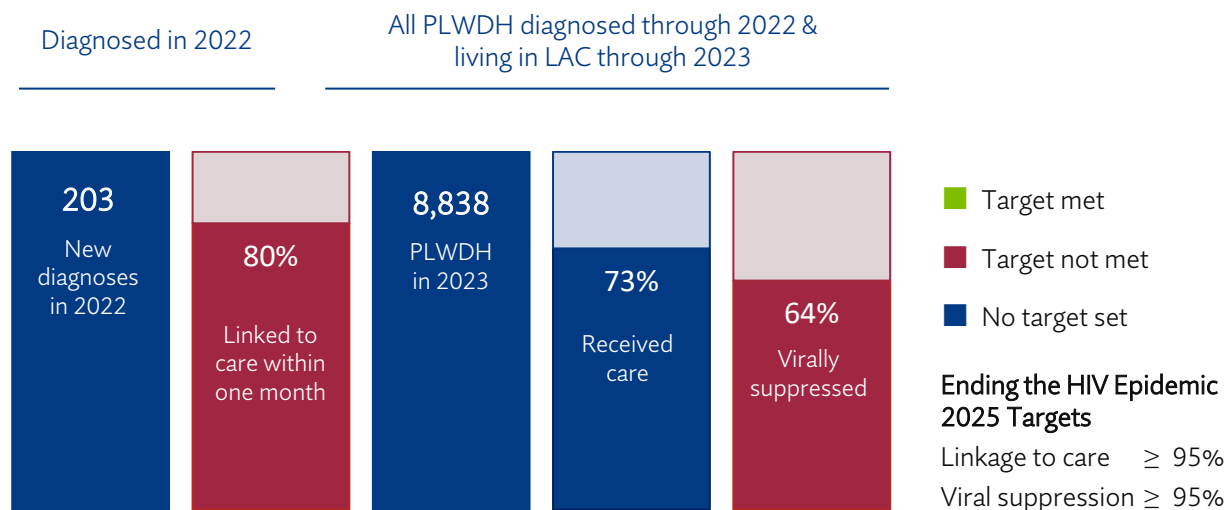


The primary HIV transmission category for men, women, and trans persons was sex with men.

Note: Persons without an identified category were assigned a category factor using CDC-recommended multiple imputation methods. Sum of transmission may not add to the total number of persons newly diagnosed with HIV by gender due to rounding error.

HIV Care Continuum

The HIV care continuum is a series of steps starting from when a person is diagnosed with HIV through their achievement of viral suppression. The base population for measuring linkage to HIV care is persons who received an HIV diagnosis in a given calendar year, whereas the base population for the downstream steps in the continuum is all persons who were diagnosed with HIV through 2022 and living in LAC as of 2023. The latter ensures at least one year of follow-up to measure receipt of care, retention in care, and viral suppression.



Linkage to care and viral suppression levels have not yet met the 2025 targets set for the Ending the HIV Epidemic (EHE) Initiative.

Hollywood-Wilshire Health District Epidemiologic Profile - 2022

New Syphilis, Gonorrhea & Chlamydia Diagnoses and Rates: Hollywood-Wilshire vs. LAC

In 2022, a total of 11,913 new diagnoses of syphilis, gonorrhea, and chlamydia were reported among Hollywood-Wilshire Health District residents aged 13+ years. The rates of new diagnoses of syphilis, gonorrhea, and chlamydia were higher than in LAC.

Syphilis in 2022

1,410
new diagnoses in
Hollywood-Wilshire

14%
of all LAC diagnoses

Rate of new diagnoses
337

LAC rate: 126

Gonorrhea in 2022

4,961
new diagnoses in
Hollywood-Wilshire

19%
of all LAC diagnoses

Rate of new diagnoses
1,184

LAC rate: 332

Chlamydia in 2022

5,542
new diagnoses in
Hollywood-Wilshire

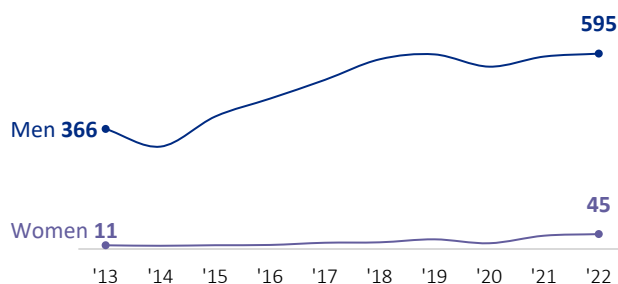
10%
of all LAC diagnoses

Rate of new diagnoses
1,323

LAC rate: 674

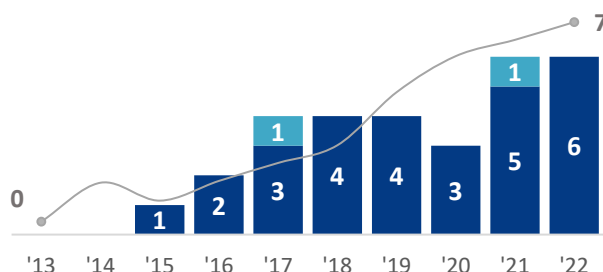
New STD Diagnosis Rates by Gender & New Congenital Syphilis Diagnoses

New **syphilis** diagnosis rates¹ by gender



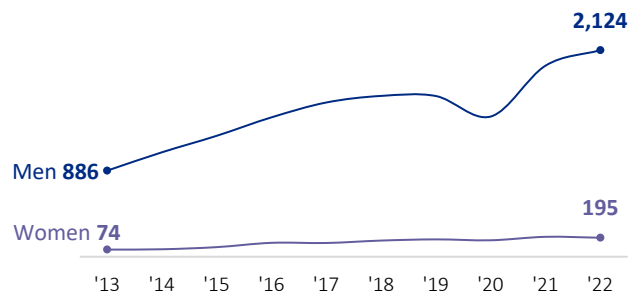
Since 2013, new syphilis diagnosis rates in Hollywood-Wilshire have increased for men and women. Rates among women in Hollywood-Wilshire have remained much lower than rates among men.

Number of new **congenital syphilis (CS)** diagnoses by type: **Non-Stillbirths** & **Stillbirths** vs. Expected number of CS diagnoses



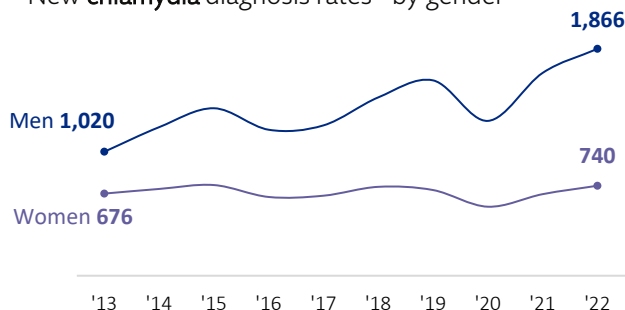
New CS diagnoses have increased in Hollywood-Wilshire from 2013 to 2022. In 2022, the number of CS diagnoses was lower than expected. Hollywood-Wilshire has reported two stillbirth diagnosis since 2013.

New **gonorrhea** diagnosis rates¹ by gender



New gonorrhea diagnosis rates in Hollywood-Wilshire have increased among men and women since 2013. Between 2013 and 2022, rates for both men and women in Hollywood-Wilshire have more than doubled.

New **chlamydia** diagnosis rates¹ by gender



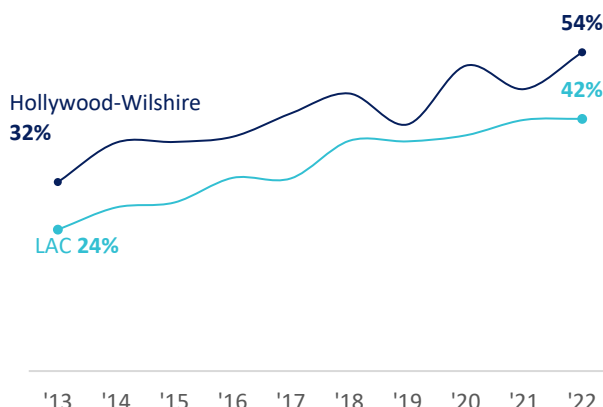
Since 2013, new chlamydia diagnosis rates among women in Hollywood-Wilshire have remained relatively stable while the rates among men have increased.

Hollywood-Wilshire Health District Epidemiologic Profile - 2022

Coinfection of HIV and STDs: Hollywood-Wilshire vs. LAC

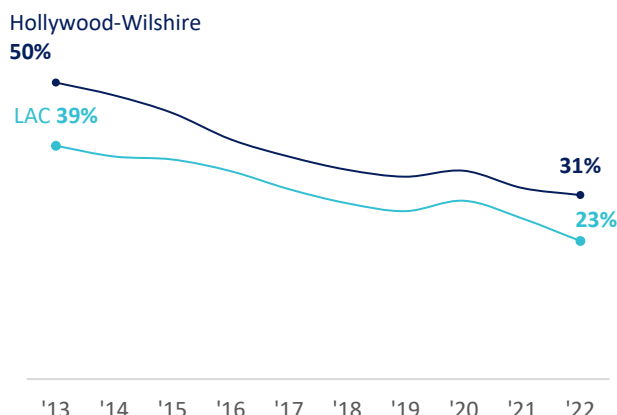
HIV and other STDs are syndemic in LAC. Persons with syphilis, gonorrhea, and/or chlamydia are at an increased risk of acquiring HIV due to biological and behavioral factors. STDs among PLWH can also increase HIV viral load and the risk of HIV transmission.

Percent of new HIV diagnoses coinfectd with one or more STDs



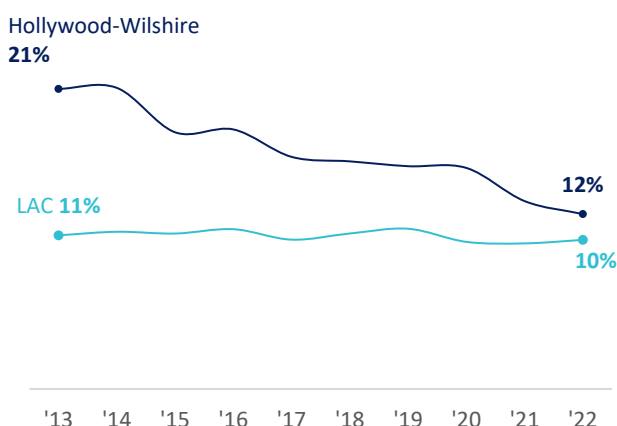
The percentage of new HIV diagnoses in Hollywood-Wilshire with syphilis, gonorrhea, and/or chlamydia coinfection has increased from 32% in 2013 to 54% in 2022. This has tracked the trend in LAC overall and has been consistently higher.

Percent of new syphilis diagnoses coinfectd with HIV



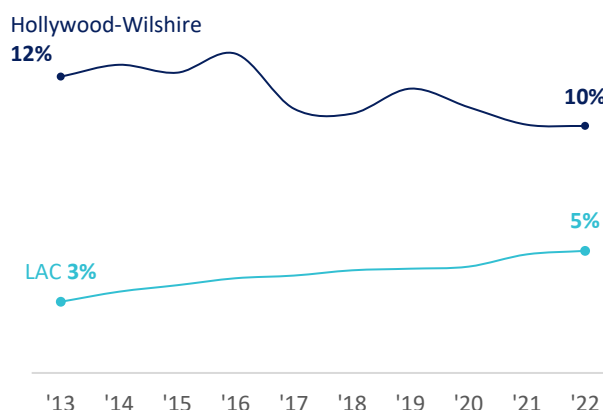
In 2022, about a third of new syphilis diagnoses in Hollywood-Wilshire were coinfectd with HIV. This proportion has declined from half in 2013 and has remained consistently higher than LAC overall.

Percent of new gonorrhea diagnoses coinfectd with HIV



The percentage of new gonorrhea diagnoses coinfectd with HIV in Hollywood-Wilshire has declined from 21% in 2013 to 12% in 2022 and has remained consistently higher than LAC overall.

Percent of new chlamydia diagnoses coinfectd with HIV



The percentage of new chlamydia diagnoses coinfectd with HIV in Hollywood-Wilshire has declined from 12% in 2013 to 10% in 2022 and has remained consistently higher than LAC overall.